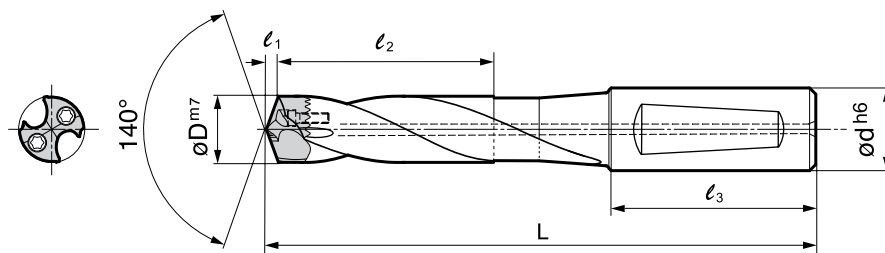


Replaceable Head Type Drill Holder

SMDH Type

Holder



 l_2 = Effective drilling length

Holder



(mm)

Dimensions (mm)				Cat. No.	Short Series (3D)			Long Series (5D)			Deep Hole Series (8D)			Applicable Drill Head
Drill Head		Shank			Stock	Dimensions		Stock	Dimensions		Stock	Dimensions		
øD	ℓ ₁	ød	ℓ ₃		M3	L	ℓ ₂	M5	L	ℓ ₂	M8	L	ℓ ₂	
12,0	2,2	16	48	SMDH 120 □□	●	107,2	38,0	●	132,2	63,0	—	—	—	SMDT 1200~1249 D MOL
12,5	2,3			SMDH 125 □□	●	107,3	37,8	●	132,3	62,8	—	—	—	SMDT 1250~1299 D MOL
13,0	2,4			SMDH 130 □□	●	112,4	40,5	●	142,4	67,5	—	—	—	SMDT 1300~1349 D MOL
14,0	2,5			SMDH 140 □□	●	119,0	45,5	●	149,0	74,5	●	194,0	117,5	SMDT 1350~1450 D MOL
15,0	2,7	20	50	SMDH 150 □□	●	129,2	48,0	●	159,2	79,0	●	204,2	126,0	SMDT 1451~1550 D MOL
16,0	2,9			SMDH 160 □□	●	134,4	51,5	●	169,4	84,5	●	214,4	133,5	SMDT 1551~1650 D MOL
17,0	3,1			SMDH 170 □□	●	139,6	54,0	●	174,6	89,0	●	224,6	142,0	SMDT 1651~1750 D MOL
18,0	3,3			SMDH 180 □□	●	144,8	57,5	●	179,8	94,5	●	229,8	149,5	SMDT 1751~1850 D MOL
19,0	3,5	25	56	SMDH 190 □□	●	160,1	60,0	●	195,0	99,0	●	255,0	158,0	SMDT 1851~1950 D MOL
20,0	3,6			SMDH 200 □□	●	160,1	63,5	●	200,1	104,5	●	265,6	165,5	SMDT 1951~2050 D MOL
21,0	3,8			SMDH 210 □□	●	160,3	66,0	●	200,3	109,0	●	270,3	174,0	SMDT 2051~2150 D MOL
22,0	4,0			SMDH 220 □□	●	165,1	69,1	●	205,1	114,1	●	275,1	181,1	SMDT 2151~2280 D MOL
23,0	4,2	32	60	SMDH 230 □□	●	164,8	71,0	●	214,8	118,1	●	284,8	189,1	SMDT 2281~2380 D MOL
24,0	4,4			SMDH 240 □□	●	174,6	74,2	●	224,6	123,2	●	299,6	196,2	SMDT 2381~2480 D MOL
25,0	4,6			SMDH 250 □□	●	174,6	75,5	●	229,6	127,5	●	304,6	204,5	SMDT 2481~2580 D MOL
26,0	4,7			SMDH 260 □□	●	179,7	79,0	●	234,7	133,0	●	314,7	212,0	SMDT 2581~2680 D MOL
27,0	4,9			SMDH 270 □□	●	179,9	80,5	●	239,9	137,5	●	324,9	220,5	SMDT 2681~2780 D MOL
28,0	5,1			SMDH 280 □□	●	185,1	83,0	●	245,1	143,0	●	330,1	228,0	SMDT 2781~2880 D MOL
29,0	5,3			SMDH 290 □□	●	190,3	85,5	●	250,3	147,5	●	340,3	236,5	SMDT 2881~2980 D MOL
30,0	5,5			SMDH 300 □□	●	190,5	89,0	●	260,5	152,0	●	350,5	244,0	SMDT 2981~3080 D MOL

Recommended Torque

Screw		Applicable Insert
	Torque (N·m)	
BXD 02208 IP	0,8 ~ 1,0	SMDT 1200 ~ 1550 M□L
BXD 02509 IP	0,9 ~ 1,2	SMDT 1551 ~ 1850 M□L
BXD 03011 IP	1,8 ~ 2,4	SMDT 1851 ~ 2150 M□L
BXD 03512 IP	2,8 ~ 3,7	SMDT 2151 ~ 2480 M□L
BXD 04014 IP	4,1 ~ 5,5	SMDT 2481 ~ 2780 M□L
BXD 04515 IP	5,0 ~ 6,6	SMDT 2781 ~ 3050 M□L

Spare Parts

Screw	Wrench	Applicable Holder
		
BXD 02208 IP	TRDR 08 IP	SMDH 120 ~ 150 M□
BXD 02509 IP	TRDR 10 IP	SMDH 160 ~ 180 M□
BXD 03011 IP	TRDR 15 IP	SMDH 190 ~ 210 M□
BXD 03512 IP	TRDR 15 IP	SMDH 220 ~ 240 M□
BXD 04014 IP	TRDR 20 IP	SMDH 250 ~ 270 M□
BXD 04515 IP	TRDR 25 IP	SMDH 280 ~ 300 M□



● = Euro stock