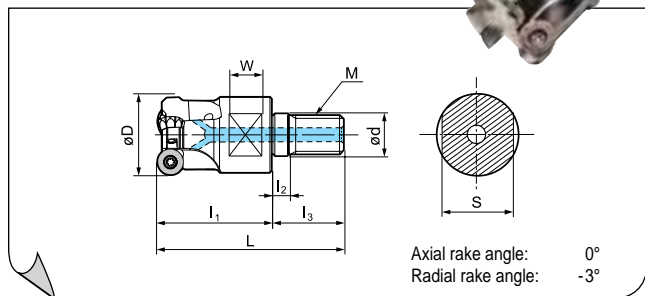


Exchangeable Head Endmills WRCX 08000 M Type

Modular Tools



High efficiency multi purpose endmills



Axial rake angle: 0°
Radial rake angle: -3°

Heads

For insert type: QPMT 0803

Cat. No.	Stock	Dimensions (mm)										No. of teeth
WRCX08020M10Z2	●	20	10,5	M10	49	30	5	19	8	15	2	
WRCX08025M12Z3	●	25	12,5	M12	56	35	5	21	10	19	3	

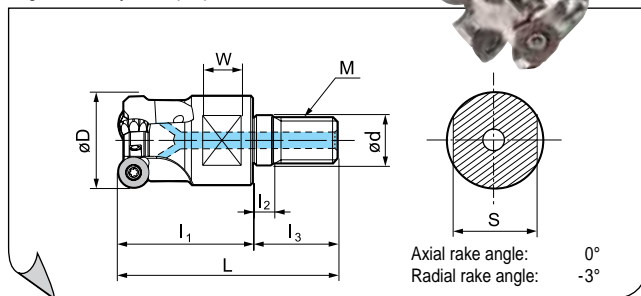
Inserts are not included.

Exchangeable Head Endmills WRCX 10000/12000 M Type



(WRCX 10000M) (WRCX 12000M)

High efficiency multi purpose endmills



Axial rake angle: 0°
Radial rake angle: -3°

Heads

For insert type: QPOT 10T3

Cat. No.	Stock	Dimensions (mm)										No. of teeth
WRCX10025M12Z2	●	25	12,5	M12	56	35	5	21	10	19	2	
WRCX10028M12Z2	□	28	12,5	M12	56	35	5	21	10	19	2	
WRCX10030M16Z3	□	30	17,0	M16	63	40	5	23	10	24	3	
WRCX10032M16Z3	●	32	17,0	M16	63	40	5	23	10	24	3	

Inserts are not included.

Heads

For insert type: QPOT 1204

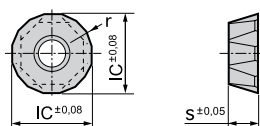
Cat. No.	Stock	Dimensions (mm)										No. of teeth
WRCX12040M16Z4	□	40	17,0	M16	63	40	5	23	10	24	4	

Inserts are not included.

Inserts

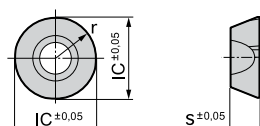
- QPMT – 16 corner insert for General Purpose Application
- QPMT ... H 16 corner insert with Strong cutting edge

Fig. 1



- QPET ... S Round insert with Sharp cutting edge for Aluminium

Fig. 2



Rake angle: 25°

4 corners use

Cat. No.	Coated Carbide					DLC Coated DL1000	Uncoated Carbide H1	IC (mm)	r (mm)	s (mm)	Max. d _{oc}		Fig.	Applicable Endmill
	ACP 100	ACP 200	ACP 300	ACK 200	ACK 300						4 corners application	8 corners application		
QPMT 080330 PPEN	●	●	●	●	●			8	3,0	3,18	3,8	1,0	1	WRCX 08000M
QPMT 080330 PPEN-H	●	●	●	●	●									
QPMT 10T335 PPEN	●	●	●	●	●			10	3,5	3,97	4,7	1,2	1	WRCX 10000M
QPMT 10T335 PPEN-H	●	●	●	●	●								2	
QPMT 10T350 PPFR-S						●	●		5,0					
QPMT 120440 PPEN	●	●	●	●	●			12	4,0	4,76	5,6	1,5	1	WRCX 12000M
QPMT 120440 PPEN-H	●	●	●	●	●									
QPET 120460 PPFR-S						●	●		6,0				2	

- Identification of Catalogue No.

WRCX 08 020 M10 Z2

Cutter Type

Diameter

Insert Size

Mounting Screw

No. of Teeth



Spare Parts

Wrench	Screw	Required Torque (N·m)	Applicable Endmill
TRDR 08 IP	BFTX 02506 IP	1,5	WRCX 08020M ~ WRCX 08025M

Spare Parts

Wrench	Screw	Required Torque (N·m)	Applicable Endmill
TRDR 15 IP	BFTX 03584 IP	3,0	WRCX 10025M ~ WRCX 10032M
	BFTX 0409 IP	3,0	WRCX 12040M