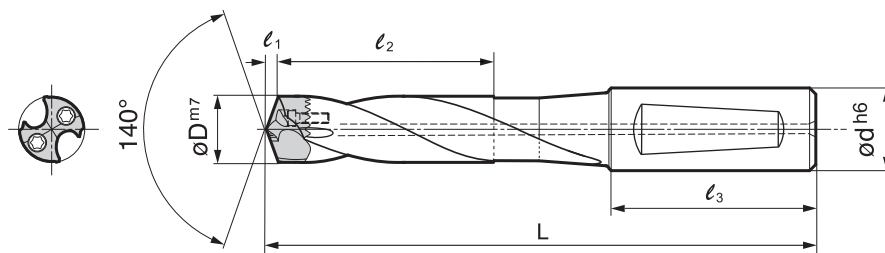


Тип SMDH

● Державка


 l_2 = эффективная длина сверления

■ Державка



(мм)

| Размеры (мм) | | | | Обозначение | Короткая серия (3D) | | | Длинная серия (5D) | | | Сверхдлинная серия (8D) | | | Головка сверла |
|----------------|----------------|-----------|----------------|-------------|---------------------|---------|----------------|--------------------|---------|----------------|-------------------------|---------|----------------|----------------------|
| Головка сверла | | Хвостовик | | | Склад | Размеры | | Склад | Размеры | | Склад | Размеры | | |
| øD | ℓ ₁ | ød | ℓ ₃ | | M3 | L | ℓ ₂ | M5 | L | ℓ ₂ | M8 | L | ℓ ₂ | |
| 12,0 | 2,2 | 16 | 48 | SMDH 120 □□ | ● | 107,2 | 38,0 | ● | 132,2 | 63,0 | — | — | — | SMDT 1200~1249 D MOL |
| 12,5 | 2,3 | | | SMDH 125 □□ | ● | 107,3 | 37,8 | ● | 132,3 | 62,8 | — | — | — | SMDT 1250~1299 D MOL |
| 13,0 | 2,4 | | | SMDH 130 □□ | ● | 112,4 | 40,5 | ● | 142,4 | 67,5 | — | — | — | SMDT 1300~1349 D MOL |
| 14,0 | 2,5 | | | SMDH 140 □□ | ● | 119,0 | 45,5 | ● | 149,0 | 74,5 | ● | 194,0 | 117,5 | SMDT 1350~1450 D MOL |
| 15,0 | 2,7 | 20 | 50 | SMDH 150 □□ | ● | 129,2 | 48,0 | ● | 159,2 | 79,0 | ● | 204,2 | 126,0 | SMDT 1451~1550 D MOL |
| 16,0 | 2,9 | | | SMDH 160 □□ | ● | 134,4 | 51,5 | ● | 169,4 | 84,5 | ● | 214,4 | 133,5 | SMDT 1551~1650 D MOL |
| 17,0 | 3,1 | | | SMDH 170 □□ | ● | 139,6 | 54,0 | ● | 174,6 | 89,0 | ● | 224,6 | 142,0 | SMDT 1651~1750 D MOL |
| 18,0 | 3,3 | | | SMDH 180 □□ | ● | 144,8 | 57,5 | ● | 179,8 | 94,5 | ● | 229,8 | 149,5 | SMDT 1751~1850 D MOL |
| 19,0 | 3,5 | 25 | 56 | SMDH 190 □□ | ● | 160,1 | 60,0 | ● | 195,0 | 99,0 | ● | 255,0 | 158,0 | SMDT 1851~1950 D MOL |
| 20,0 | 3,6 | | | SMDH 200 □□ | ● | 160,1 | 63,5 | ● | 200,1 | 104,5 | ● | 265,6 | 165,5 | SMDT 1951~2050 D MOL |
| 21,0 | 3,8 | | | SMDH 210 □□ | ● | 160,3 | 66,0 | ● | 200,3 | 109,0 | ● | 270,3 | 174,0 | SMDT 2051~2150 D MOL |
| 22,0 | 4,0 | | | SMDH 220 □□ | ● | 165,1 | 69,1 | ● | 205,1 | 114,1 | ● | 275,1 | 181,1 | SMDT 2151~2280 D MOL |
| 23,0 | 4,2 | 32 | 60 | SMDH 230 □□ | ● | 164,8 | 71,0 | ● | 214,8 | 118,1 | ● | 284,8 | 189,1 | SMDT 2281~2380 D MOL |
| 24,0 | 4,4 | | | SMDH 240 □□ | ● | 174,6 | 74,2 | ● | 224,6 | 123,2 | ● | 299,6 | 196,2 | SMDT 2381~2480 D MOL |
| 25,0 | 4,6 | | | SMDH 250 □□ | ● | 174,6 | 75,5 | ● | 229,6 | 127,5 | ● | 304,6 | 204,5 | SMDT 2481~2580 D MOL |
| 26,0 | 4,7 | | | SMDH 260 □□ | ● | 179,7 | 79,0 | ● | 234,7 | 133,0 | ● | 314,7 | 212,0 | SMDT 2581~2680 D MOL |
| 27,0 | 4,9 | | | SMDH 270 □□ | ● | 179,9 | 80,5 | ● | 239,9 | 137,5 | ● | 324,9 | 220,5 | SMDT 2681~2780 D MOL |
| 28,0 | 5,1 | | | SMDH 280 □□ | ● | 185,1 | 83,0 | ● | 245,1 | 143,0 | ● | 330,1 | 228,0 | SMDT 2781~2880 D MOL |
| 29,0 | 5,3 | | | SMDH 290 □□ | ● | 190,3 | 85,5 | ● | 250,3 | 147,5 | ● | 340,3 | 236,5 | SMDT 2881~2980 D MOL |
| 30,0 | 5,5 | | | SMDH 300 □□ | ● | 190,5 | 89,0 | ● | 260,5 | 152,0 | ● | 350,5 | 244,0 | SMDT 2981~3080 D MOL |

■ Рекомендуемый момент затяжки

| Винт | | Пластина |
|---|--------------|----------------------|
|  | Момент (N·m) | |
| BXD 02208 IP | 0,8 ~ 1,0 | SMDT 1200 ~ 1550 M□L |
| BXD 02509 IP | 0,9 ~ 1,2 | SMDT 1551 ~ 1850 M□L |
| BXD 03011 IP | 1,8 ~ 2,4 | SMDT 1851 ~ 2150 M□L |
| BXD 03512 IP | 2,8 ~ 3,7 | SMDT 2151 ~ 2480 M□L |
| BXD 04014 IP | 4,1 ~ 5,5 | SMDT 2481 ~ 2780 M□L |
| BXD 04515 IP | 5,0 ~ 6,6 | SMDT 2781 ~ 3050 M□L |

■ Запасные части

| Винт | Ключ | Державка |
|---|--|-------------------|
|  |  | |
| BXD 02208 IP | TRDR 08 IP | SMDH 120 ~ 150 M□ |
| BXD 02509 IP | TRDR 10 IP | SMDH 160 ~ 180 M□ |
| BXD 03011 IP | TRDR 15 IP | SMDH 190 ~ 210 M□ |
| BXD 03512 IP | TRDR 15 IP | SMDH 220 ~ 240 M□ |
| BXD 04014 IP | TRDR 20 IP | SMDH 250 ~ 270 M□ |
| BXD 04515 IP | TRDR 25 IP | SMDH 280 ~ 300 M□ |

